

Translating Instructions!

Staying Safe!



PART 2

The deadline for the submission of your school's brochure with the hygiene instructions is getting near. You need to move fast and finish with the translation because you also need to look into the artistic part of the brochure, too.

Follow the steps to translate the new rules.



- REMEMBER:**
- the word order in an English sentence (Subject - Verb - Object = SVO)
 - to use the Imperative.
 - that we don't use a Subject with the Imperative.
 - DO NOT ONLY TRY TO TRANSLATE WORD FOR WORD FROM GREEK TO ENGLISH!

1. Look at the Greek poster with the hygiene instructions for the hands.

Focus on the **first rule**.

Use the words from the word bank below to translate the 1st rule.

1st rule

hands - clean - wet - your - water - with

6 βήματα για την σωστή εφαρμογή της Υγιεινής των Χεριών με πλύσιμο με νερό και σαπούνι



3 βήματα για την σωστή εφαρμογή της Υγιεινής των Χεριών με τη χρήση αλκοολούχου αντισηπτικού διαλύματος



Τμήμα μικροβιακής αντοχής & λοιμώξεων που συνδέονται με φροντίδα υγείας
www.eody.gov.gr








2. Match the rules in Greek to their translation in English.

There is an extra rule you don't need.

Remember to use the information you have collected from the previous worksheet to help you.

COLUMN A

COLUMN B

- | | | | |
|----|--|-------|---|
| 1. |  <p>Απλώστε το σαπούνι σε όλη την επιφάνεια των χεριών σας.</p> | _____ | a. Avoid turning off the tap with clean hands. Use a towel. |
| 2. |  <p>Τρίψτε τα χέρια σας για τουλάχιστον 20 δευτερόλεπτα.</p> | _____ | b. Rinse your hands carefully. |
| 3. |  <p>Ξεπλύνετε τα χέρια σας καλά.</p> | _____ | c. Spread soap all over your hands. |
| 4. |  <p>Στεγνώστε τα χέρια σας με χειροπετσέτα μίας χρήσης ή στεγνώστε με αέρα.</p> | _____ | d. Rub your hands for at least 20 seconds. |
| 5. |  <p>Αποφύγετε να κλείσετε τη βρύση με τα καθαρά χέρια, χρησιμοποιήστε την χειροπετσέτα.</p> | _____ | e. Dry you hands with a single-use towel or air-dry them. |
| | | _____ | f. Rinse your hands for at least 20 seconds. |

KEY: 1-c 2-d 3-b 4-e 5-a

3. It is time to translate the **headline**.

Choose the most suitable headline; the one that covers most points of the Greek one.

6 βήματα για την σωστή εφαρμογή της Υγιεινής των Χεριών
με πλύσιμο με νερό και σαπούνι

a. 6 STEPS FOR HAND HYGIENE

b. HAND HYGIENE: WASH WITH WATER AND SOAP


c. 6 STEPS: WASHING OUR HANDS WITH WATER AND SOAP

d. 6 STEPS OF HAND HYGIENE: WASHING WITH WATER AND SOAP

PART 2

Now try to be as artistic as you can! Draw sketches to match the rules.

Then put your brochure together and give to your teacher to send it to the competition!



Good luck!