


CHORD BOOK



Εικονογραφημένες συγχορδίες και ασκήσεις αλλαγών συγχορδιών

Νίκος Κατσαράκης

Μουσικό Σχολείο



ΒΙΒΛΙΟΓΡΑΦΙΑ

Learn and Master Guitar

Steve Krenz

Playing the Guitar

Frederick Noad

Rock Guitar Method

Steve Tarshis

Picture Chord Encyclopedia

Hal Leonard

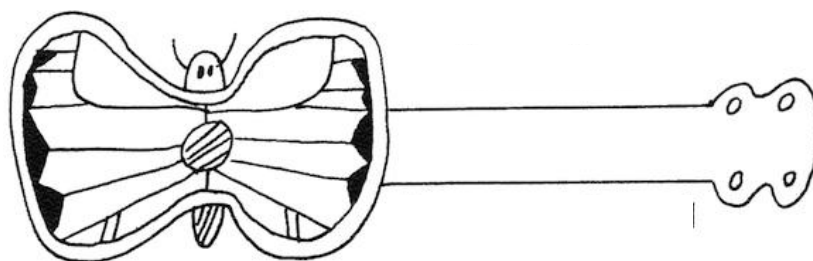


Ξένη Ονοματολογία

A	ΛΑ	E	ΜΙ
B	ΣΙ	F	ΦΑ
C	NTO	G	ΣΟΛ
D	ΡΕ		

Ονομασίες Συγχορδιών

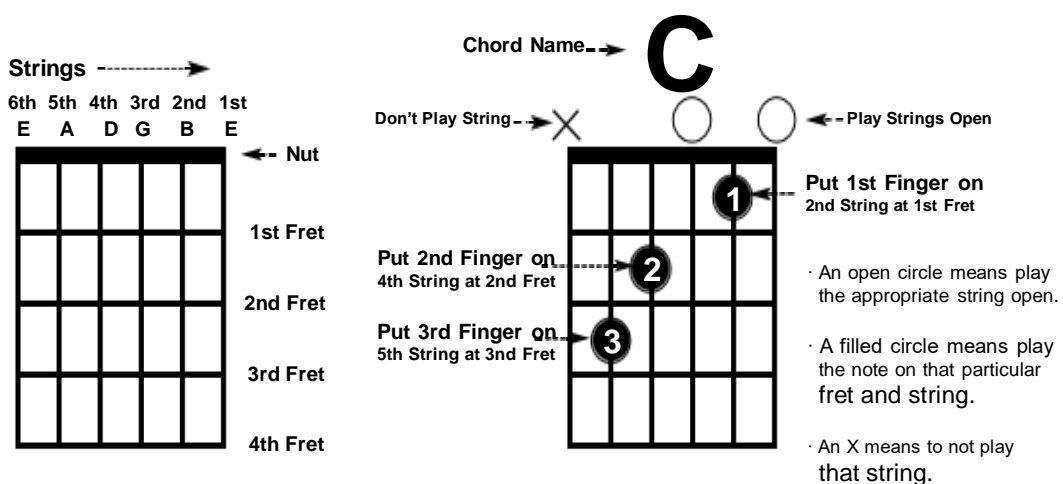
C	Nτο Ματζόρε
Cm	Nτο Μινόρε
C6	Nτο Έκτης
Cm6	Nτο Μινόρε Έκτης
C7	Nτο Δεσπόζουσας με Εβδόμη
Cm7	Nτο Μινόρε Εβδόμης
CM7	Nτο Ματζόρε Εβδόμης
C9	Nτο Ενάτης
Cm9	Nτο Μινόρε Ενάτης
CMaj9 (C add 9)	Nτο Ματζόρε Ενάτης
C7(#9)	Nτο Αυξημένη Ενάτη
C7(b9)	Nτο Ελαττωμένη Ενάτη
C11	Nτο Ενδεκάτης
C13	Nτο Δέκατης Τρίτης
C aug	Nτο Αυξημένη
Cdim7	Nτο Ελαττωμένη
C sus4	Nτο Διακοπτόμενη



How to Read Chord Blocks

CHORD BLOCKS are diagrams that tell you how a chord is to be played.

They include information about which frets are to be played
by which fingers and which strings are to be played or not.




- Do all finger exercises on all of the strings daily until there is no soreness in fingers and they can be played without hesitation.
- Memorize the names of the strings.

ΜΕΙΖΟΝΕΣ ΣΥΓΧΟΡΔΙΕΣ

(ΜΑΤΖΟΡΕ)

Βαθμίδες : Βάση, Μεγάλη Τρίτη, Καθαρή Πέμπτη

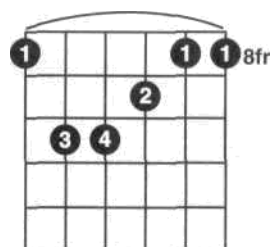

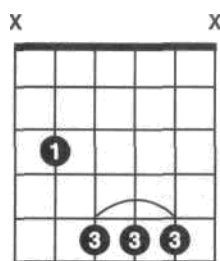

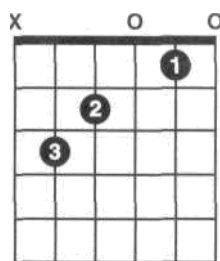



Μείζονες Συγχορδίες

CHORDS		I	III	V
ΝΤΟ		ΝΤΟ	ΜΙ	ΣΟΛ
ΡΕ		ΡΕ	ΦΑ#	ΛΑ
ΜΙ		ΜΙ	ΣΟΛ#	ΣΙ
ΦΑ		ΦΑ	ΛΑ	ΝΤΟ
ΣΟΛ		ΣΟΛ	ΣΙ	ΡΕ
ΛΑ		ΛΑ	ΝΤΟ#	ΜΙ
ΣΙ		ΣΙ	ΡΕ#	ΦΑ#

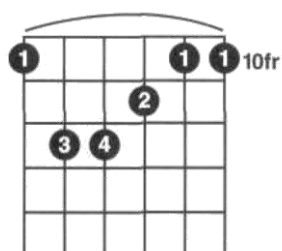
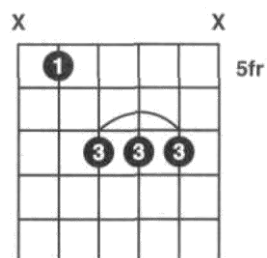
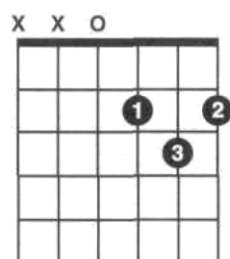

C (Cmaj)

C major



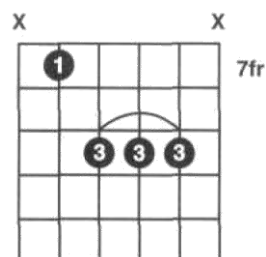
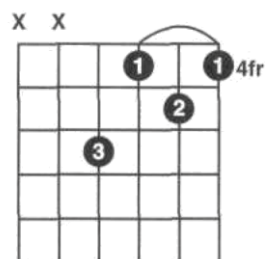
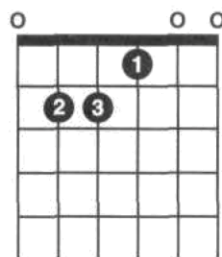


D (Dmaj)

D major



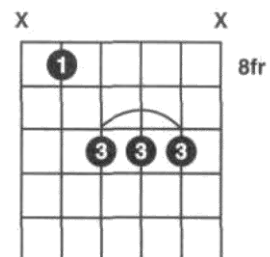
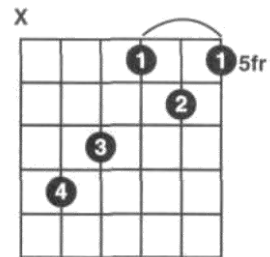
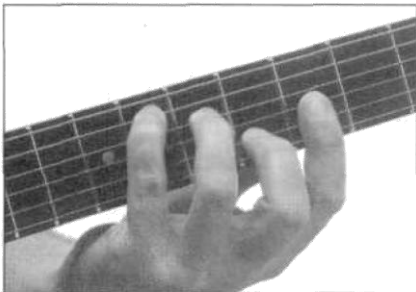
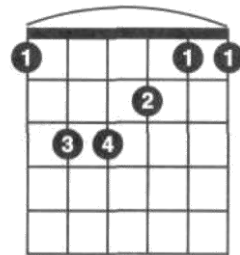

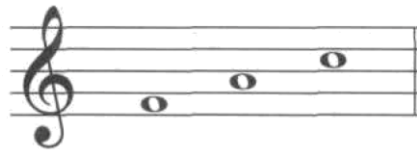
E (Emaj)

E major



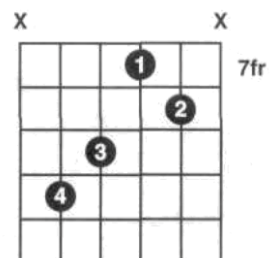
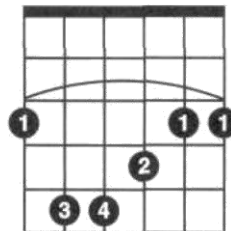

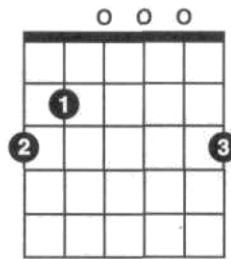

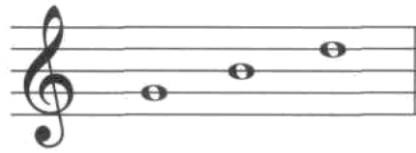
F (Fmaj)

F major



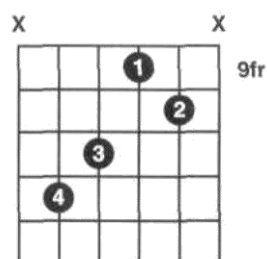

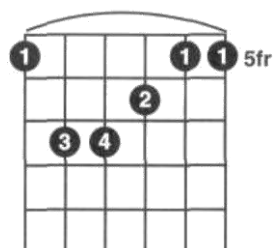
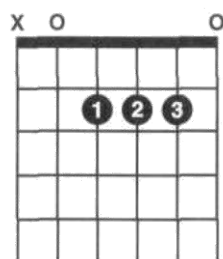


G (Gmaj)

G major



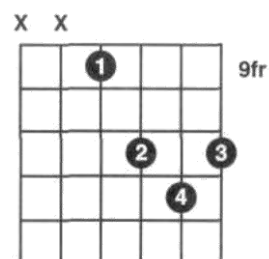

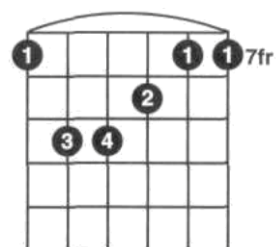
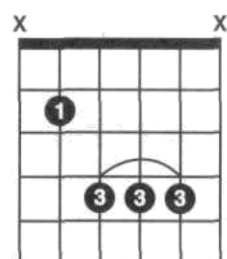
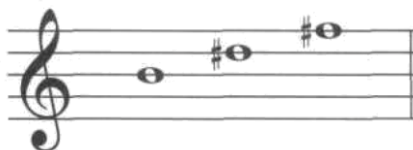
A (Amaj)

A major

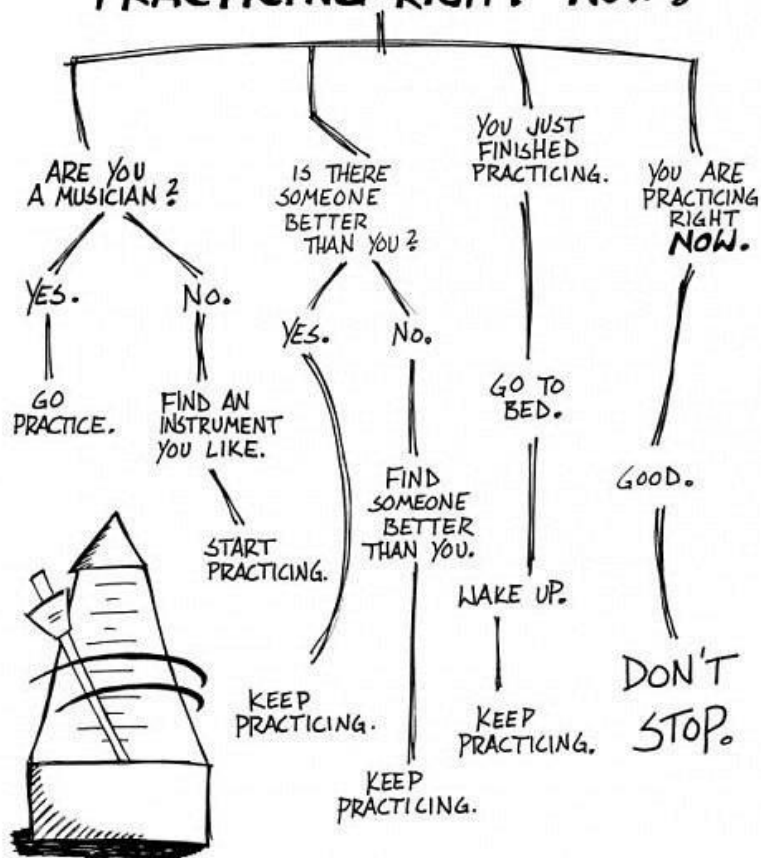


B (Bmaj)

B major

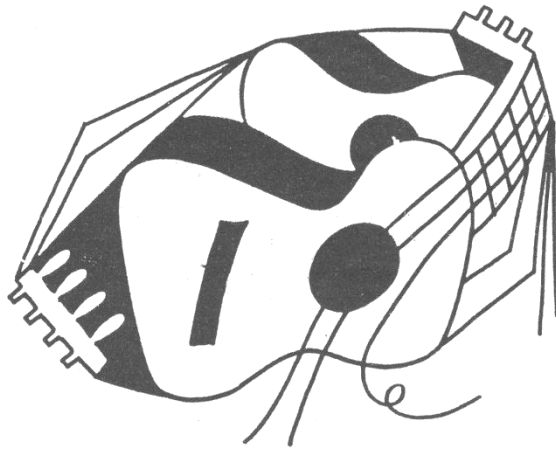


SHOULD YOU BE PRACTICING RIGHT NOW?



ΕΛΑΣΣΟΝΕΣ ΣΥΓΧΟΡΔΙΕΣ (MINORE)

Βαθμίδες : Βάση, Μικρή Τρίτη, Καθαρή Πέμπτη

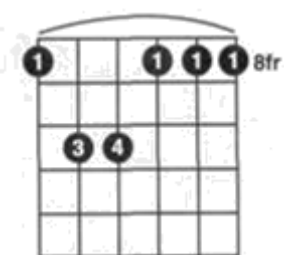
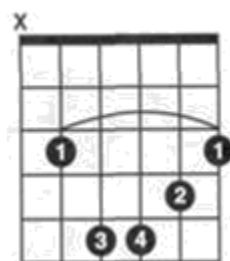
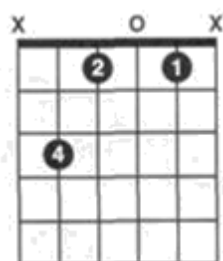


Ελάσσονες Συγχορδίες

CHORDS		I	III	V
ΝΤΟ		ΝΤΟ	ΜΙb	ΣΟΛ
ΡΕ		ΡΕ	ΦΑ	ΛΑ
ΜΙ		ΜΙ	ΣΟΛ	ΣΙ
ΦΑ		ΦΑ	ΛΑb	ΝΤΟ
ΣΟΛ		ΣΟΛ	ΣΙb	ΡΕ
ΛΑ		ΛΑ	ΝΤΟ	ΜΙ
ΣΙ		ΣΙ	ΡΕ	ΦΑ#

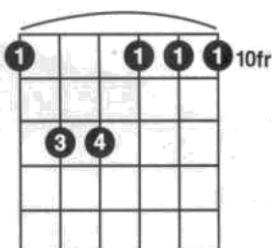
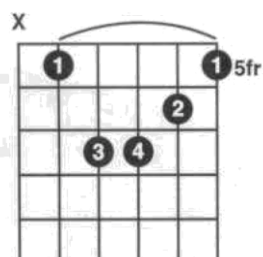

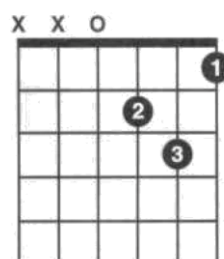
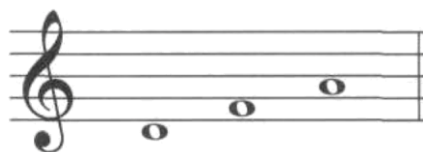
Cm (Cmin, C-)

C minor



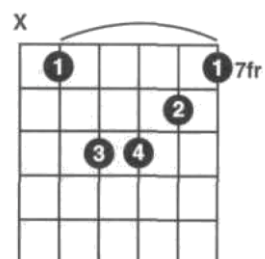
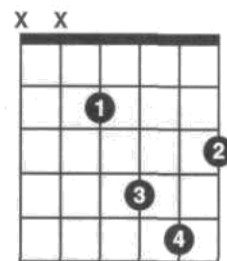

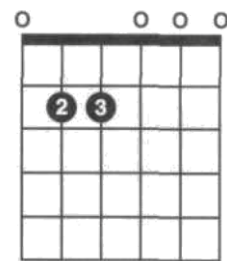

Dm (Dmin, D-)

D minor

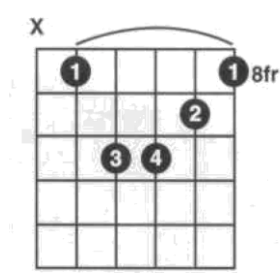

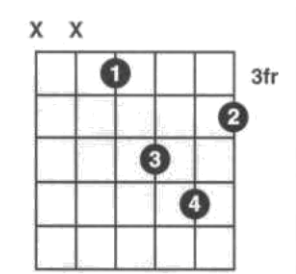





Em

(Emin, E-)
E minor



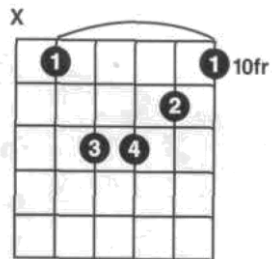
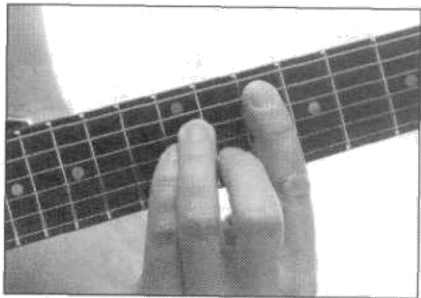
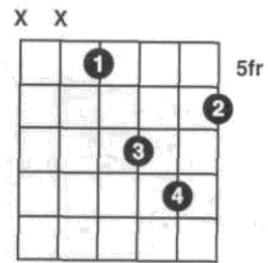

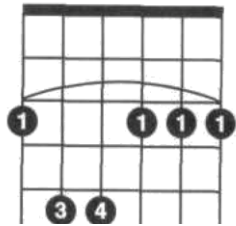


Fm (Fmin, F-)
F minor



Gm

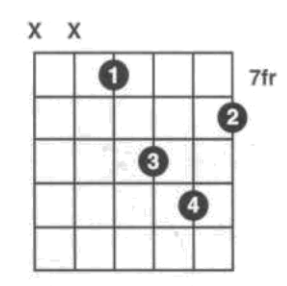

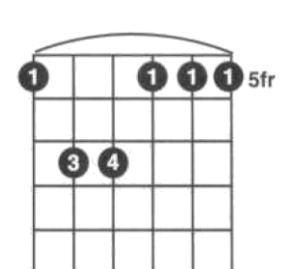

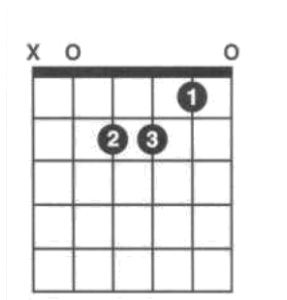

(G-, Gmin)

G minor

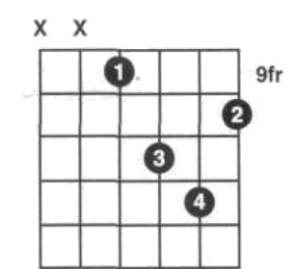
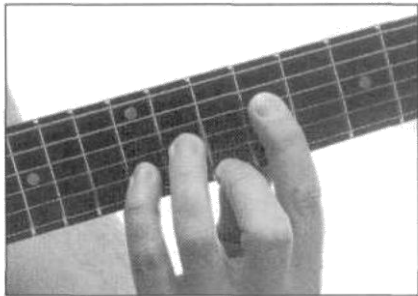
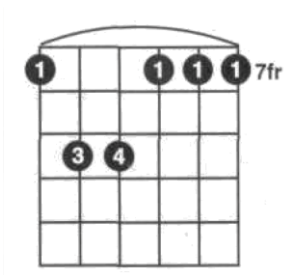

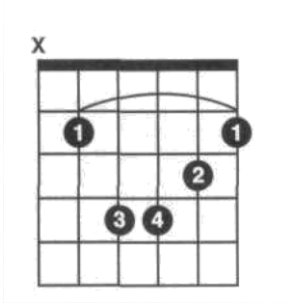




Am

(Amin, A-)
A minor



Bm (Bmin, B-)
B minor

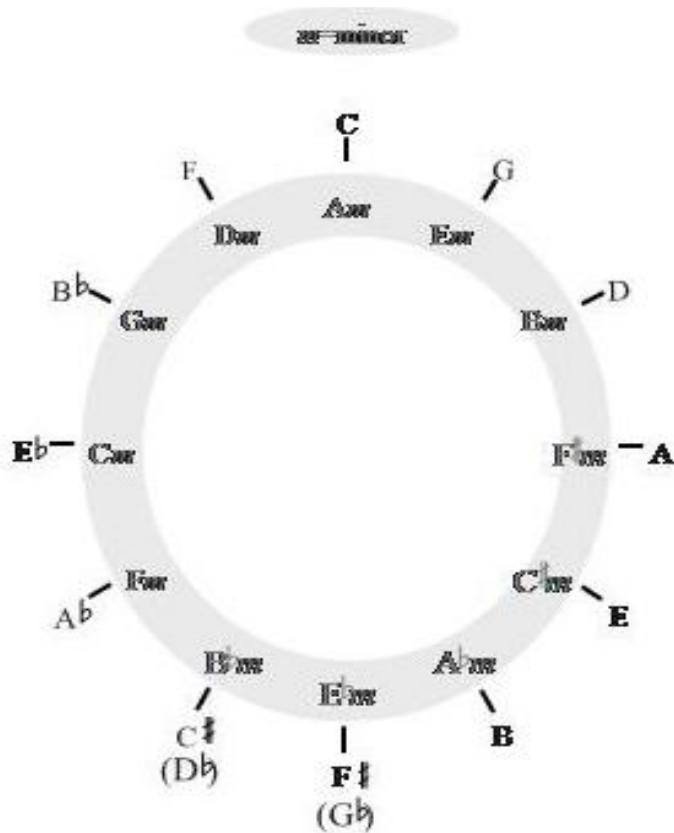


Transposing with the Chord Clock

Finally, here is a chart that shows the common chords of each key.

It also tells you how many sharps or flats belong to each key.

Look to the right for the dominant, to the left for



ΣΥΓΧΟΡΔΙΕΣ ΜΕΘ' ΕΒΔΟΜΗΣ

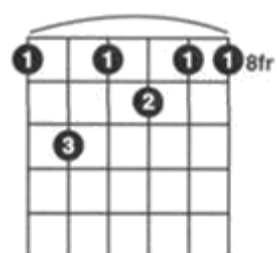
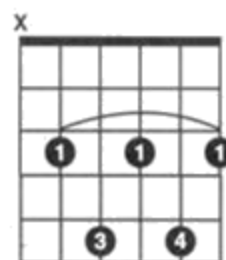
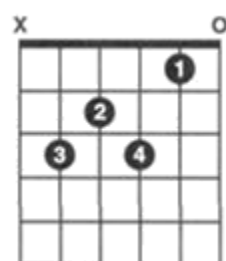
(Σέτιμο)

Βαθμίδες : Βάση, Μεγάλη Τρίτη, Καθαρή Πέμπτη, Μικρή Έβδομη



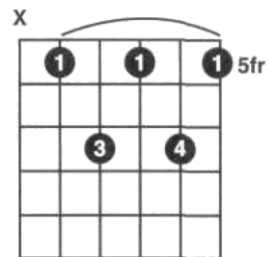

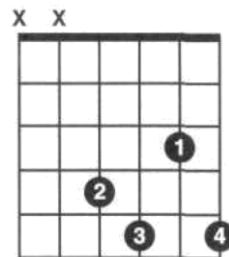

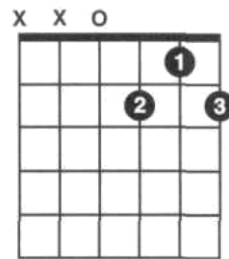


C7 (Cdom7)

C dominant seventh



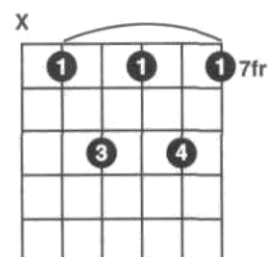
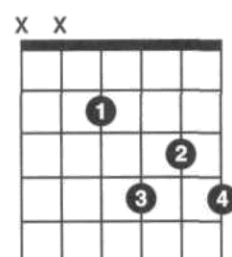
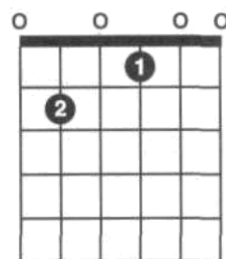

D7 (Ddom7)

D dominant seventh



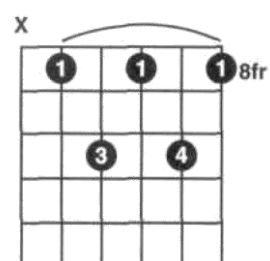
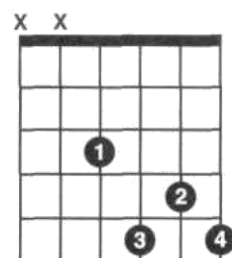
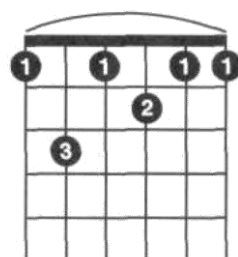

E7 (Edom7)

E dominant seventh



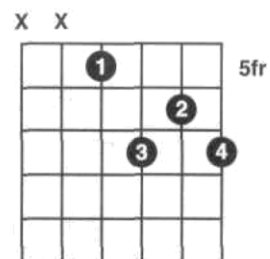
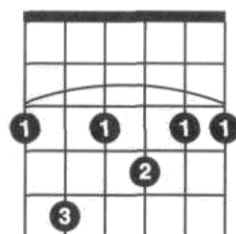

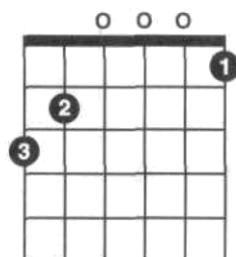

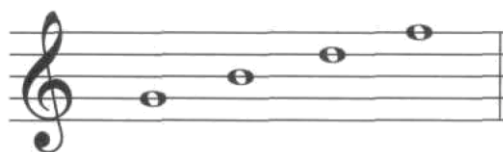
F7 (Fdom7)

F dominant seventh



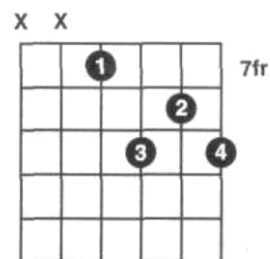
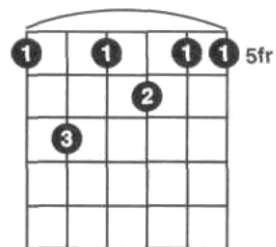

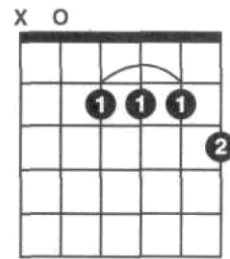


G7 (Gdom7)

G dominant seventh



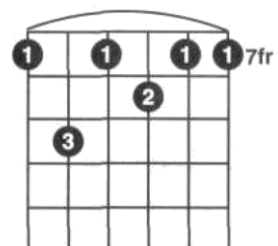

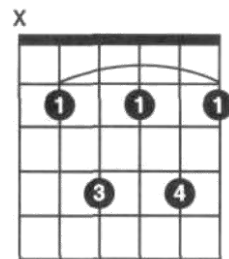

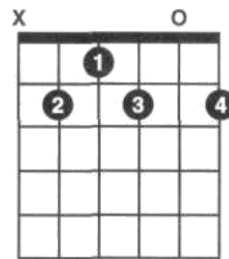


A7 (Adom7)

A dominant seventh



B7 (Bdom7)

B dominant seventh



«ΚΙΝΗΤΕΣ» ΣΥΓΧΟΡΔΙΕΣ

Με βάση την 6^η και την 5^η χορδή



ΣΧΕΔΙΑΓΡΑΜΜΑΤΑ 6^ΗΣ ΚΑΙ 5^ΗΣ ΧΟΡΔΗΣ

ΝΟΤΕΣ ΣΤΗΝ 6^Η ΧΟΡΔΗ

12	11	10	9	8	7	6	5	4	3	2	1	ΤΑΣΤΑ
E		D		C	B		A		G		F	ΝΟΤΕΣ

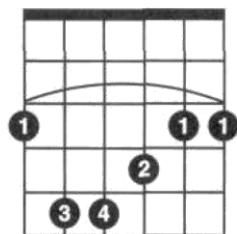

ΝΟΤΕΣ ΣΤΗΝ 5^Η ΧΟΡΔΗ

12	11	10	9	8	7	6	5	4	3	2	1	ΤΑΣΤΑ
A		G		F	E		D		C		Bb	ΝΟΤΕΣ

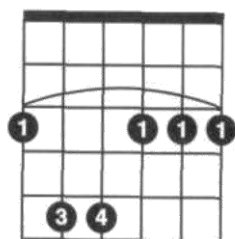


ΣΥΓΧΟΡΔΙΕΣ ΜΕ ΒΑΣΗ ΤΗΝ 6^Η ΧΟΡΔΗ

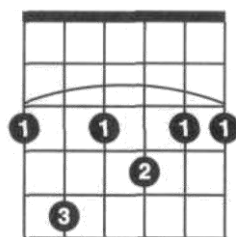

ΜΑΤΖΟΡΕ



ΜΙΝΟΡΕ

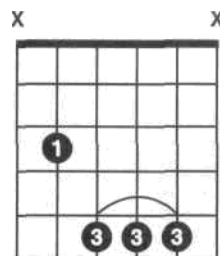


ΕΒΔΟΜΗΣ

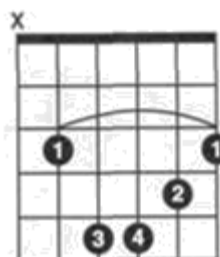


ΣΥΓΧΟΡΔΙΕΣ ΜΕ ΒΑΣΗ ΤΗΝ 5^Η ΧΟΡΔΗ

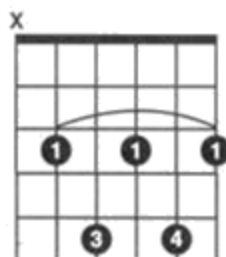
ΜΑΤΖΟΡΕ



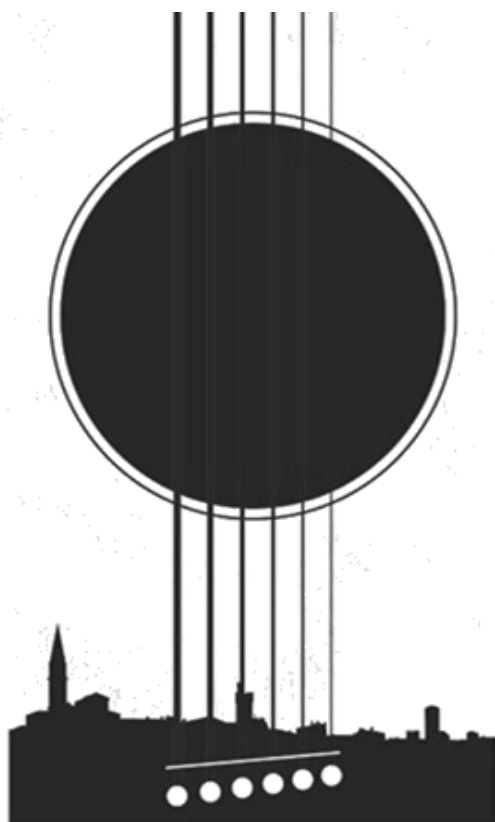
ΜΙΝΟΡΕ



ΕΒΔΟΜΗΣ

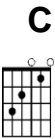
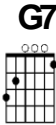



ΑΣΚΗΣΕΙΣ ΑΛΛΑΓΩΝ ΣΥΧΟΡΔΙΩΝ






Basic Open Chord Exercises - 1

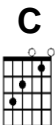
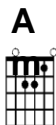
Learning the C, G7, Am, E, & Dm chords


1.  


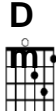



2.  

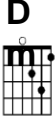
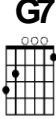



3.  

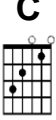
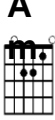

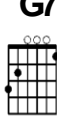



4.  



5.  



6.    




Basic Open Chord Exercises - 2

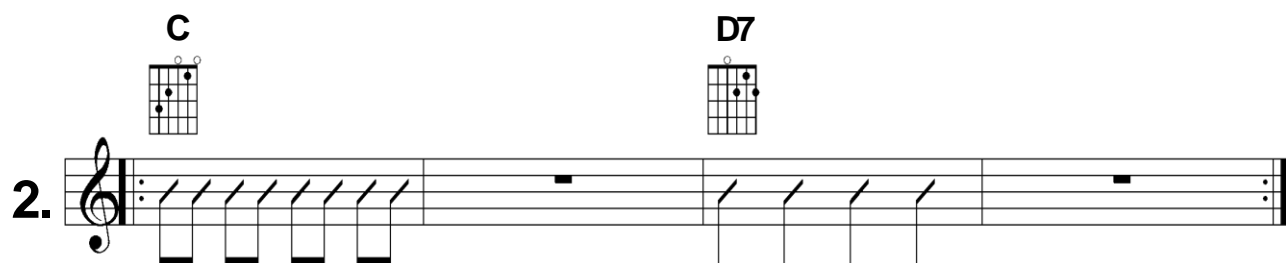
Learning the G, D7, Em, & B7 chords

1. **G** **D7**

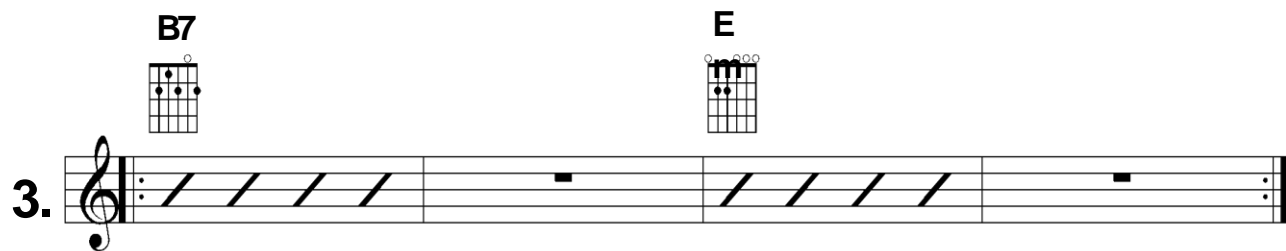
6 string chord 4 string chord



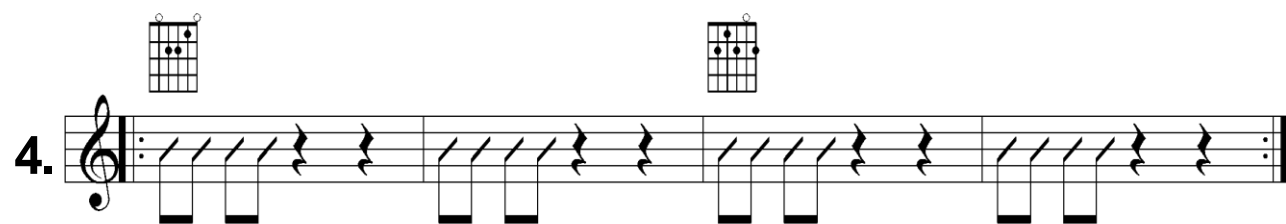
2. **C** **D7**




3. **B7** **E**



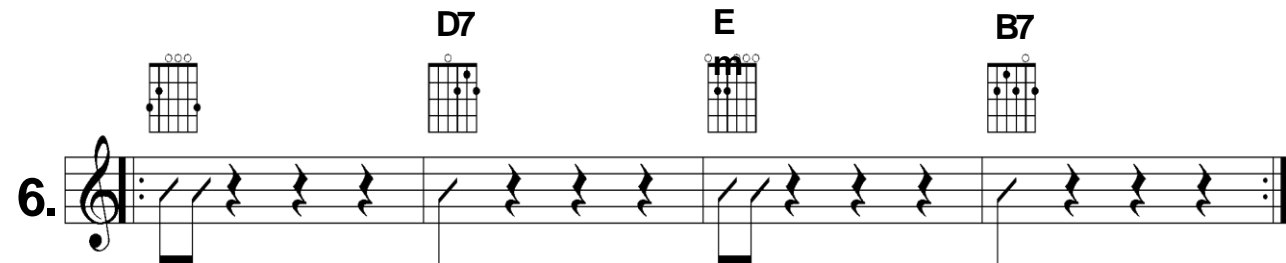
4. **G** **D7**



5. **G** **Em**






6. **D7** **E** **B7**






Basic Open Chord Exercises - 3





Learning the D, C7, A, A7 & E7 chords


1.  **D**  **A**








2.  **C7**  **A7**








3.  **E**  **A7**  **E**  **B7**








4.  **A**  **D**  **E**  **E7**



5.  **G**  **E**  **C7**  **D7**



6.  **C**  **D**  **A**  **G7**




Ode to Joy

Ludwig van Beethoven
(1770-1827)

Theme from Symphony #9

C **G7** **C** **G7**




Joy - ful, joy - ful we a - dore thee, God of glo - ry, Lord of love;

0 0 1 3 3 1 0 3 1 1 3 0 0 3 3

T
A
B

C **G7** **C** **G7** **C**



Hearts un - fold like flowers be - fore thee, Prais - ing thee, their sun a - bove.

0 0 1 3 3 1 0 3 1 1 3 0 3 1 1

T
A
B

G7 **C** **G7**

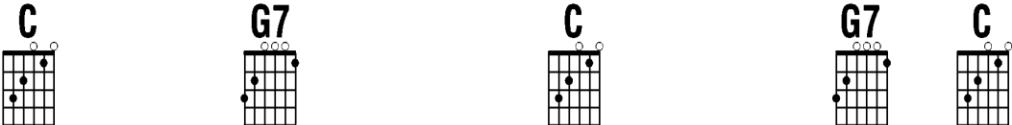


Melt the clouds of sin and sad - ness, drive the dark of doubt a - way;

3 3 0 1 3 1 0 1 3 1 0 3 1 3 3

T
A
B

C **G7** **C** **G7** **C**




Giv - er of im - mor - tal glad - ness, Fill us with the light of day.

0 0 1 3 3 1 0 3 1 1 3 0 3 1 1


T
A
B

House of the Rising Sun


Am C D F Am C E




Melody




Finger Style Accompaniment



Am C D F Am E Am





Finger Style Accompaniment



America The Beautiful



Samuel A. Ward

G **D7**





O beau - ti - ful for spa - cious skies, For am - ber waves of

G **D7**





grain. — For pur - ple moun - tains maj - es - ties A -

E7 **A7** **D7** **G**





bove the fruit - ed plain. A - mer - i - ca A -

D **D7** **Am** **D7** **G**



mer - i - ca God shed His grace on thee. — And

C **G** **Am** **D7** **G**



crown thy good with broth - er - hood from sea to shin - ing sea.

“Down in the Valley” (Folk Song from Kentucky)

Down in the val - ley, val - ley so

TAB

low, _____ Hang your head o - ver,

TAB

hear the wind blow. _____ Hear the wind blow,

TAB

Chord diagrams for G (x00) and D (xx0) are shown above the staff. The melody in G major (one sharp) consists of: G4 (quarter), A4-B4 (eighth notes), C5 (quarter), B4-A4 (eighth notes), G4 (quarter), F#4 (quarter), E4 (half). The lyrics are: dear, hear the wind blow, _____ Hang your head.

Tablature (TAB) for the first system:

0	0	0	0	2	2	2	2
0	0	0	0	3	3	3	3
0	0	0	0	2	2	2	2

3 3

Chord diagrams for D (xx0) and G (x00) are shown above the staff. The melody continues: D4 (half), C#4 (half), B4-A4 (eighth notes), G4 (quarter), F#4 (quarter), E4 (half). The lyrics are: o ver, hear the wind blow. _____

Tablature (TAB) for the second system:

2	2	2	2	2	2	0	0	0	0
3	3	3	3	3	3	0	0	0	0
2	2	2	2	2	2	0	0	0	0

0 0 3 3

Additional lyrics:

Write me a letter, containing three lines,
 Answer my question, will you be mine?
 Will you be mine, dear, will you be mine?
 Answer my question, will you be mine?


Roses love sunshine, violets love dew,
 Angels in heaven, know I love you.
 Know I love you, dear, know I love you,
 Angels in heaven, know I love you.

This piece is in straightforward waltz time, as practiced above. When you try the tablature, you will notice that I am using an easy version of the G chord that leaves out the top note, but it sounds very resonant with the three open strings.


For the final verse, leave out the last two beats of the last measure, playing either a full chord or just the bass note on the first beat.

“Aura Lee” (George Poulton, Lyrics by W. W. Fosdick)


G




Am




D7



G






As the black bird in the spring, 'Neath the wil · low tree —


TAB

0	0	1	1	2	1	0	0
0		2		1		0	
0		2		2		0	
3		0		0		3	


G




Am




D7



G






Sat and piped, I heard him sing, sing of Au · ra Lee.


TAB

0	0	1	1	2	1	0	0
0		2		1		0	
0		2		2		0	
3		0		0		3	


G




B7




Em




D7



G






Au · ra Lee! Au · ra Lee! Maid of glo · den hair,


TAB

0	0	0	1	0		0	
0		2		0		0	
0		1		2		0	
3		2		0		3	


G




E7




A7




D7



G





Sun · shine came a · long with thee, And swal · lows in the air.

TAB

0	0	0	1	0		0	
0	3	2		2		0	
0	1	0		0		0	
3	0	0		0		3	

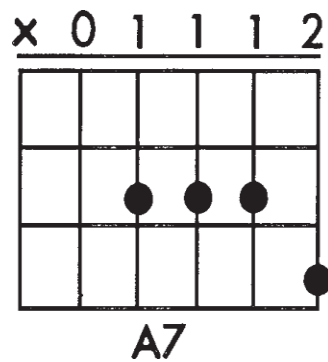
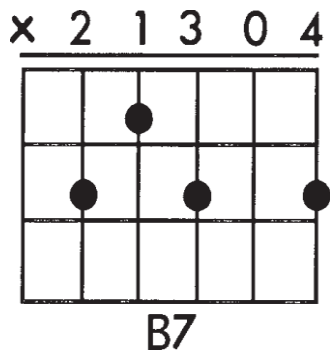
Additional lyrics:

On her cheek the rose was born,
'Twas music when she spoke,
In her eyes the rays of morn,
With sudden splendor broke.

Aura Lee! Aura Lee!
Maid of golden hair,
Sunshine came along with thee,
And swallows in the air.

Some New Chords

This song introduces two new chords, B7 and A7, commonly fingered as below.



The A7 chord involves a larger half bar than that used for the F chord—care should be taken over the position.